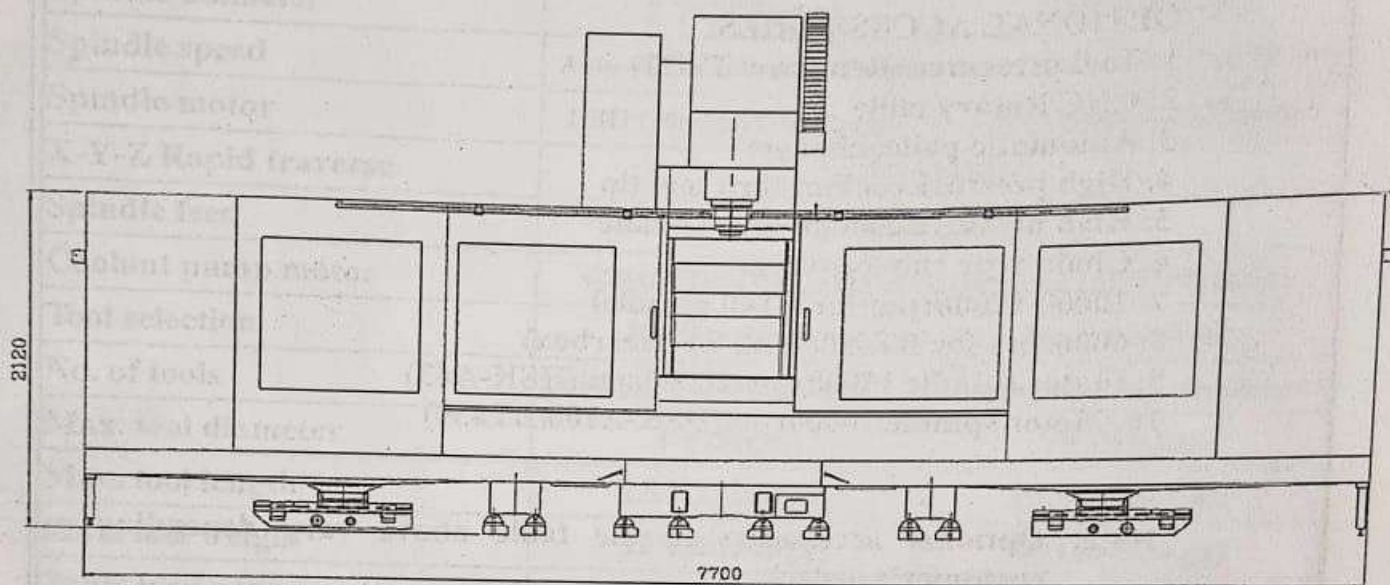


1-3. Dimension

VMC-3000S/3000SHD Full Enclosure Splash Guard

Front View



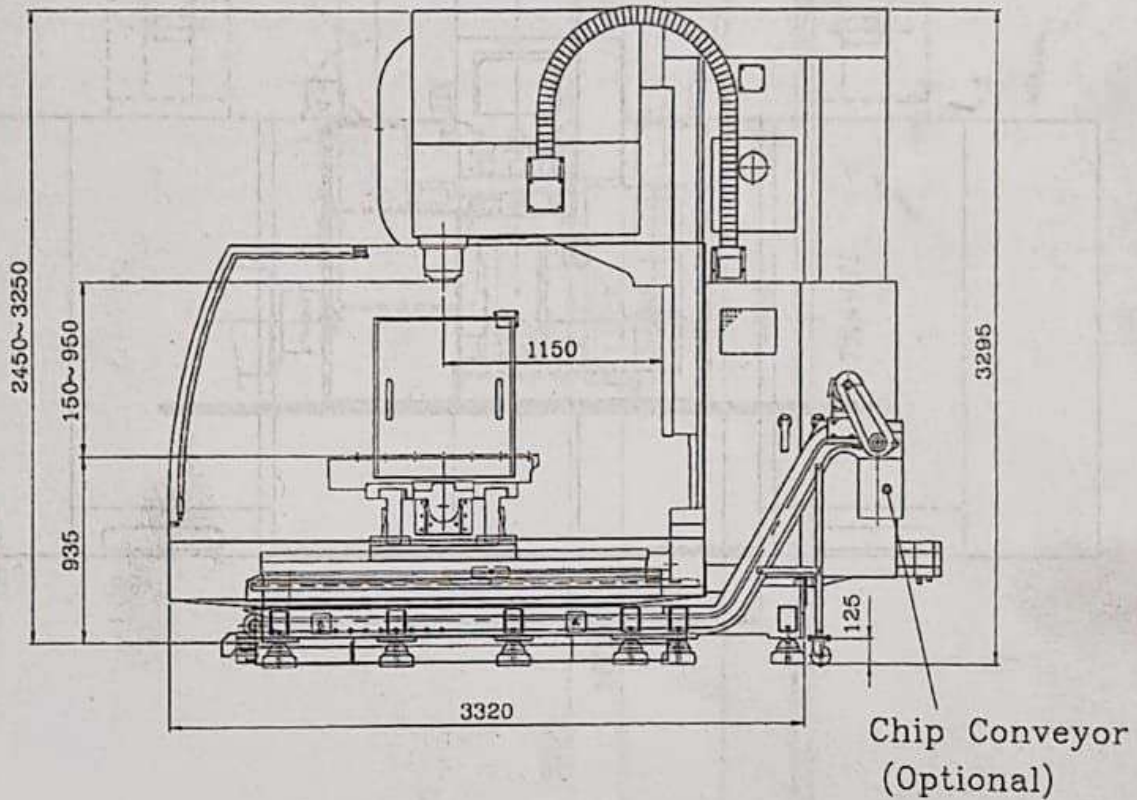
2120

7700

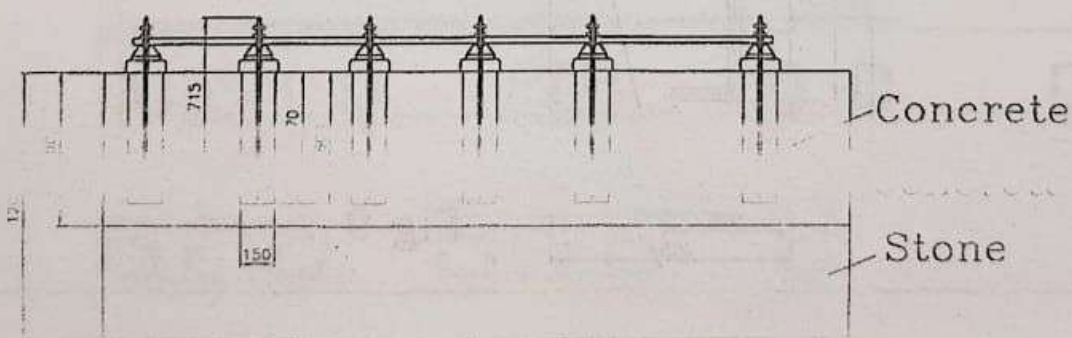
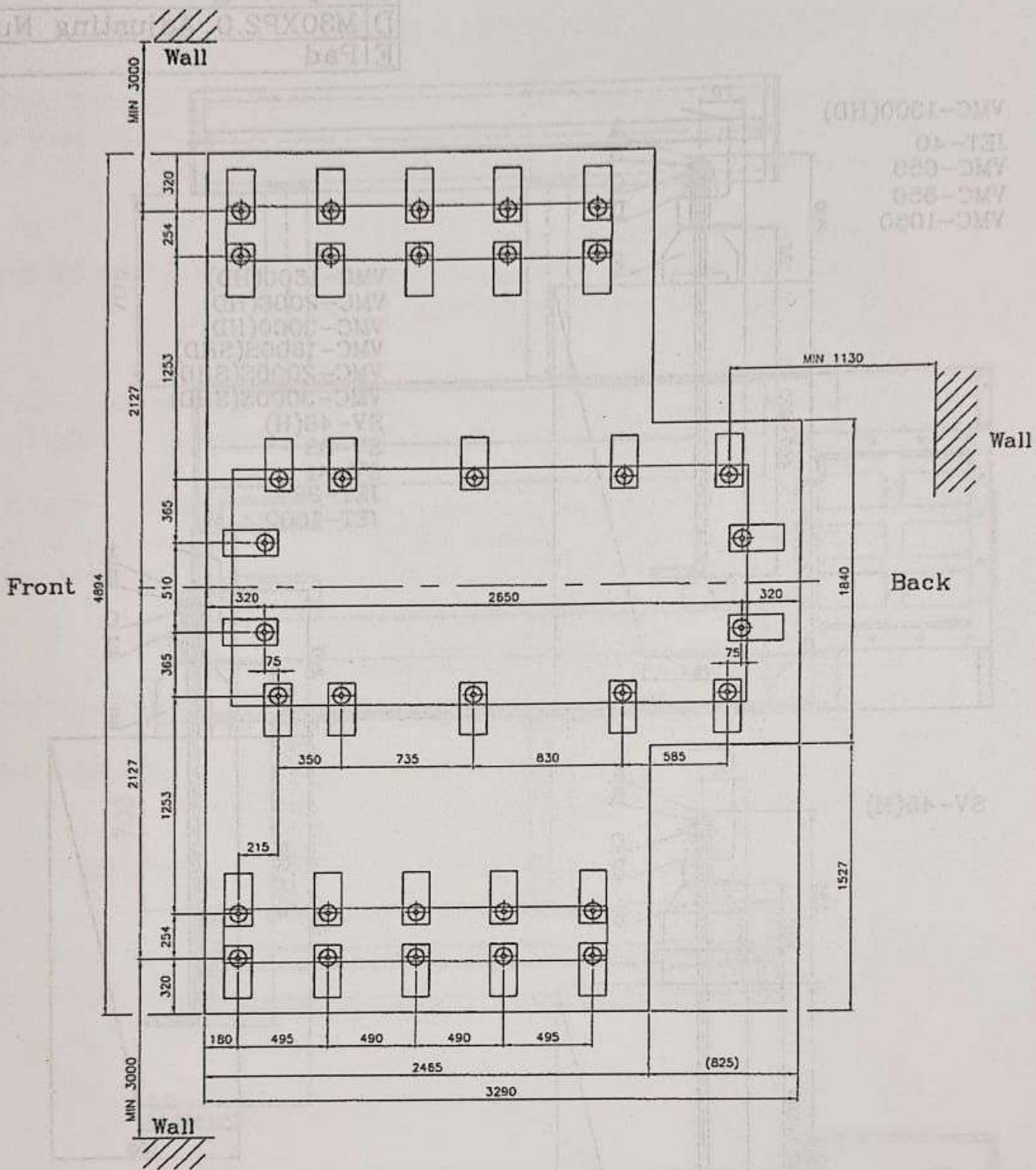
1-3. Dimension

VMC-3000S/3000SHD Full Enclosure Splash Guard

Side View



VMC-3000S/3000SHD Foundation (VMC-3200S)



E460106

JOHNFORO

2-2

1-1 MACHINE SPECIFICATIONS

MODEL		VMC-3000S	VMC-3000SHD
SPECIFICAT			
Table working surface		126"X39.4" (3200X1000mm)	
Longitudinal travel(X)		120"(3050mm)	
Cross travel(Y)		43.3"(1100mm)	
Vertical travel(Z)		31.5"(800mm)	
Spindle nose to table		5.9"~37.4"(150~950mm)	
Spindle center to column		45.3"(1150mm)	
Distance between two spindles			
Spindle taper		BT-40/CAT-40	BT-50/CAT-50
Spindle diameter		2.75"(70mm)	3.9"(100mm)
Spindle speed		Auto. Hi-Lo Gear 80-8000rpm	Auto. Hi-Lo Gear 10-4500rpm
Spindle motor		15HP(30mim)/10HP(cont.)	25HP(30mim/20HP(cont.))
X-Y-Z Rapid traverse		15-15-12M/min	
Spindle feed		1-8000mm/min	
Coolant pump motor		GRUNDFOS 2.1HP(P:3.5kg/cm ² , Q:100l/min)	
Tool selection		Bi-direction random type, Shortest path	
No. of tools		24 Armless, 24/30 Arm	Armless20Armtype 24/32Arm(opt.)
Max. tool diameter		3"(75mm)	6"(150mm)
Max. tool length		12.5"(320mm)	15.7"(400mm)
Max. tool weight		22 Lbs(10kgs)	33 Lbs(15kgs)
Table load capacity		10500 Lbs(4800kgs)	
Machine weight		50600 Lbs(23000kgs)	
Floor space		299.2"X209.8"(7600X5330mm)	
X-Y-Z Ball screw dia.		φ63, φ63, φ50	
Cutting capacity S45C	Milling(cm ³ /min)	120	320
	Drilling(φmm)	φ40	φ52
	Tapping(mm)	M30XP3.5	M50XP4.5

* Specifications subject to change without notice.